


05



**TOTAL NEUTRON CROSS SECTION AND THE EFFECTIVE ABSORPTION  
COEFFICIENT OF A Ge(111) SINGLE CRYSTAL**

**R. FULFARO**

**PUBLICAÇÃO IEA N.º 235**  
Maio — 1971

**INSTITUTO DE ENERGIA ATÔMICA**  
Caixa Postal 11049 (Pinheiros)  
CIDADE UNIVERSITÁRIA "ARMANDO DE SALLES OLIVEIRA"  
SAO PAULO — BRASIL

TOTAL NEUTRON CROSS SECTION AND THE EFFECTIVE ABSORPTION

COEFFICIENT OF A Ge(111) SINGLE CRYSTAL

R. Fulfaro

Divisão de Física Nuclear  
Instituto de Energia Atômica  
São Paulo - Brasil

Publicação IEA Nº 235

Maio - 1971

Comissão Nacional de Energia Nuclear

Presidente: Prof.Dr. Hervásio Guimarães de Carvalho

Universidade de São Paulo

Reitor: Prof.Dr. Miguel Reale

Instituto de Energia Atômica

Diretor: Prof.Dr. Rômulo Ribeiro Pieroni

Conselho Técnico-Científico do IEA

Prof.Dr. José Moura Gonçalves	}	pela USP
Prof.Dr. José Augusto Martins		
Prof.Dr. Rui Ribeiro Franco		pela CNEN
Prof.Dr. Theodoro H.I. de Arruda Souto		

Divisões Didático-Científicas

Divisão de Física Nuclear -  
Chefe: Prof.Dr. José Goldenberg

Divisão de Radioquímica -  
Chefe: Prof.Dr. Fausto Walter de Lima

Divisão de Radiobiologia -  
Chefe: Prof.Dr. Rômulo Ribeiro Pieroni

Divisão de Metalurgia Nuclear -  
Chefe: Prof.Dr. Tharcísio D.S. Santos

Divisão de Engenharia Química -  
Chefe: Lic. Alcídio Abrão

Divisão de Engenharia Nuclear -  
Chefe: Engº Pedro Bento de Camargo

Divisão de Operação e Manutenção de Reatores -  
Chefe: Engº Azor Camargo Penteado Filho

Divisão de Física de Reatores -  
Chefe: Prof.Dr. Paulo Saraiva de Toledo

Divisão de Ensino e Formação -  
Chefe: Prof.Dr. Rui Ribeiro Franco

# TOTAL NEUTRON CROSS SECTION AND THE EFFECTIVE ABSORPTION

## COEFFICIENT OF A Ge(111) SINGLE CRYSTAL

R. Fulfaro

### ABSTRACT

Using the IEA crystal spectrometer, the total neutron cross section of a Germanium single crystal was measured, for neutron energies between 1.0 to 0.01 eV, with the incident beam reaching the (111) planes perpendicularly.

The energy behavior of the Ge(111) effective absorption coefficient has been obtained through a comparison between calculated curves of total cross section and the experimental results. The value  $\Theta = 370^\circ\text{K}$  for the Ge Debye temperature was chosen among the several existing values for Ge.

### I - INTRODUCTION

The calculation of the reflectivity of a crystal set of planes (hkl) requires the knowledge of the crystal effective absorption coefficient<sup>(1)</sup>. If a narrow beam of monochromatic radiation passes through a thickness  $t$  of the crystal, the emergent intensity  $I$  is related to the incident intensity  $I_0$  by

$$I = I_0 e^{-\mu t} \quad (1)$$

Assuming that the crystal is oriented to avoid a Bragg reflexion of the monochromating planes,  $\mu$  represents the effective absorption coefficient.

When a set (hkl) of planes of the crystal is being used as monochromator, Bragg reflexions are produced by elastic coherent scattering; the effective absorption coefficient should include all interactions, other than Bragg scattering, that would take the neutron out of the incident or diffracted beam<sup>(2)</sup>. Hence,

. 2 .

$\mu$  is the total macroscopic cross section of the single crystal, but with no consideration about the elastic coherent scattering of the monochromating planes (hkl).

The total macroscopic cross section  $\Sigma_T$  is composed of the absorption term  $\Sigma_a$  and the scattering term  $\Sigma_s$ .

$$\Sigma_T = \Sigma_a + \Sigma_s \quad (2)$$

The  $\Sigma_a$  term is equal to  $N\sigma_a$ , where  $N$  is the number of atoms per  $\text{cm}^3$  of the crystal, and  $\sigma_a$  is the capture microscopic cross section with an energy dependence proportional to  $E^{-1/2}$ .

All types of scattering are included in the  $\Sigma_s$  term as follows:

$\Sigma_{el}^{coh}$	- elastic coherent
$\Sigma_{inel}^{coh}$	- inelastic coherent
$\Sigma_{el}^{inco}$	- elastic incoherent
$\Sigma_{inel}^{inco}$	- inelastic incoherent

So eq.(2) may be rewritten as

$$\Sigma_T = N\sigma_a + \Sigma_{el}^{coh} + \Sigma_{inel}^{coh} + \Sigma_{el}^{inco} + \Sigma_{inel}^{inco} \quad (3)$$

In a polycrystalline specimen, no elastic coherent scattering is possible at wavelength longer than twice the largest lattice spacing. However, since all crystalline orientations are possible, neutrons having wavelengths shorter than this cutoff wavelength will eventually satisfy the Bragg condition and elastic coherent scattering will occur<sup>(2)</sup>.

For a single crystal, however, all crystalline orienta-

tions are not possible, and the  $\sum_{el}^{coh}$  contributions to the total cross section of the crystal occurs only at some determined energies. These contributions, which appear in form of peaks in the curve of  $\Sigma_T$ , are provided by Bragg reflexions of some determined crystalline planes. Except for these peaks, the energy dependence of the curve that represents  $\Sigma_T$  is described by the resulting curve obtained from the composition of the other types of cross sections.

The  $\sum_{el}^{coh}$  contribution from these crystalline planes will not be considered, since the present work main interest is to estimate the parameters involved in the calculations of the partial cross sections, which vary continuously with the neutron energy.

By an analysis of the remaining terms of eq. (3), one can affirm that, although both  $\sum_{el}^{inco}$  and  $\sum_{inel}^{inco}$  are strongly energy dependent, their sum is relatively constant<sup>(3)</sup>, and over the energy range of thermal neutrons a reasonable approximation is<sup>(4,5)</sup>

$$\sum_{total}^{inco} = N\sigma_i = \sum_{el}^{inco} + \sum_{inel}^{inco} \quad (4)$$

where  $\sigma_i$  is the incoherent microscopic scattering cross section of a single nucleus.

The inelastic coherent cross section  $\sum_{inel}^{coh}$  can be calculated using the Placzek "incoherent approximation"<sup>(6,7)</sup>, which has been shown to be in agreement with experimental results in the energy range 0.001 to 1.0 eV<sup>(4)</sup>, provided that the Debye temperature is properly chosen<sup>(5)</sup>. In this approximation the energy dependence is similar for the inelastic coherent and the inelastic incoherent cross sections, and  $\sigma_i$  is substituted by  $\sigma_c$  in the calculation of  $\sum_{inel}^{coh}$ :  $\sigma_c$  being the nuclear coherent microscopic scattering cross section.

$$\sum_{inel}^{coh} = \left(\frac{\sigma_c}{\sigma_i}\right) \sum_{inel}^{inco} \quad (5)$$

Eq. (5) can be written in the form:

$$\sum_{inel}^{coh} = \frac{\sigma_c}{\sigma_i} (\sum_{total}^{inco} - \sum_{el}^{inco}) \quad (6)$$

Using eq.(4) and the expression for  $\sum_{el}^{inco}$  that was used in several works<sup>(4,5,8)</sup>, one can write

$$\sum_{inel}^{coh} = N\sigma_c \left[ 1 - (1 - e^{-\tau})/\tau \right] \quad (7)$$

with  $\sigma_c = 4\pi b^2$ , where  $b$  is the nuclear scattering amplitude.

The function  $\tau$  is given by

$$\tau = \left(\frac{24 E m'}{k \Theta m}\right) \left[ \frac{1}{4} + \left(\frac{T}{\Theta}\right)^2 \cdot \Lambda \left(\frac{\Theta}{T}\right) \right]. \quad (8)$$

In eq.(8),  $E$  is the neutron energy,  $m'$  is the mass of the neutron,  $k$  is Boltzmann's constant,  $\Theta$  is the Debye temperature of the crystal,  $m$  is the mass of the crystal atom,  $\Lambda \left(\frac{\Theta}{T}\right)$  is the Debye function and is expressed by

$$\Lambda(Z) = \int_0^Z \frac{x}{e^x - 1} dx, \quad (9)$$

$T$  being the absolute temperature of the crystal.

Based on eq.(3), the effective absorption coefficient can be identified with the total macroscopic cross section  $\Sigma_T$ , as long as are neglected the peaks that arise from the elastic coherent scattering<sup>(2)</sup>. Eq.(3) can be rewritten in the following way:

$$\mu = N\sigma_T = N \left[ \sigma_a + \sigma_i + \sigma_c \left[ 1 - (1 - e^{-\tau})/\tau \right] \right] \quad (10)$$

With the aim of obtaining the energy behavior of  $\mu$ , in a case of Bragg reflexions from a set of (111) planes of a Ge neutron crystal monochromator, the total microscopic cross section,  $\sigma_T$ , of this crystal was measured.

## II - EXPERIMENTAL RESULTS

The Instituto de Energia Atômica swimming pool research reactor operated at 2 Mw was the source of neutrons for this work. The transmission through the Ge crystalline sample was measured using the IEA crystal spectrometer<sup>(9,10)</sup>.

The Ge crystalline sample was grown by the Semi-Elements Incorporated of Saxouburg, Pennsylvania, and has a disc shape with diameter 7,62 cm and thickness 1.51 cm. The crystal is oriented with the (111) planes parallel to the faces, and when the crystal is used as a monochromator the Bragg reflexions occur in the face.

However, in the present case, this crystal was used as a sample and the measurements were made with the incident neutron beam reaching the crystal perpendicularly to the face: this crystal position avoids the Bragg reflexions of the (111) planes and allows only the observation of the other interactions.

Figure 1 shows the experimental points of the total cross section,  $\sigma_T$ , of the crystal versus neutron energy: the small peaks in some determined energies are contributions of the  $\sum_{el}^{coh}$  from crystalline planes other than (111).

The  $\sigma_T$  curve, calculated by eq.(10), must be confronted with the experimental points under the peaks, since in this equation the elastic coherent scattering was not considered.

In the Ge case, there are several measured values for the Debye temperature<sup>(11)</sup>. Therefore, the total microscopic cross sections were calculated with the following values of  $\theta$ : 290°K, 354°K, 370°K and 390°K: the  $\sigma_T$  resulting curves are shown in figu



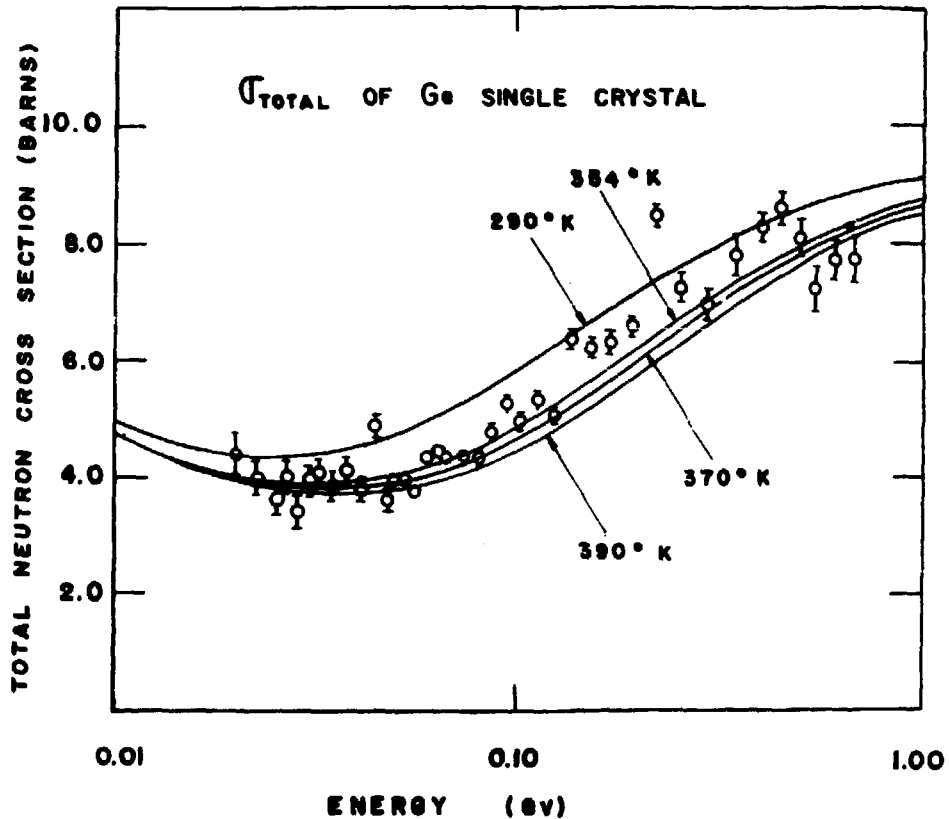


FIGURE 1 — Total neutron cross section of a Germanium single crystal. In the transmission measurements the incident beam was perpendicular to the (111) planes.

re 1. The comparison between the experimental points of the peak's base and the calculated curves, indicates that  $\Theta = 370^{\circ}\text{K}$  is the suitable Debye temperature value that must be used in the effective absorption coefficient calculation.

The difficulty for selecting a suitable value of  $\Theta$  to be adopted for a Ge crystal, was previously pointed out by Brückner<sup>(12)</sup> in 1966. In consequence of the difference between the existing values of  $\Theta$  for Ge, this author assumed the Debye Waller factor equal to unity, as an approximation to take into account the effect of the thermal motion of the atoms in a Ge neutron crystal monochromator. Hence, the Debye Waller factor can be calculated using the Debye temperature  $\Theta = 370^{\circ}\text{K}$  chosen in the present work for Ge.

In figure 2 the results of eq.(10) are plotted, and the

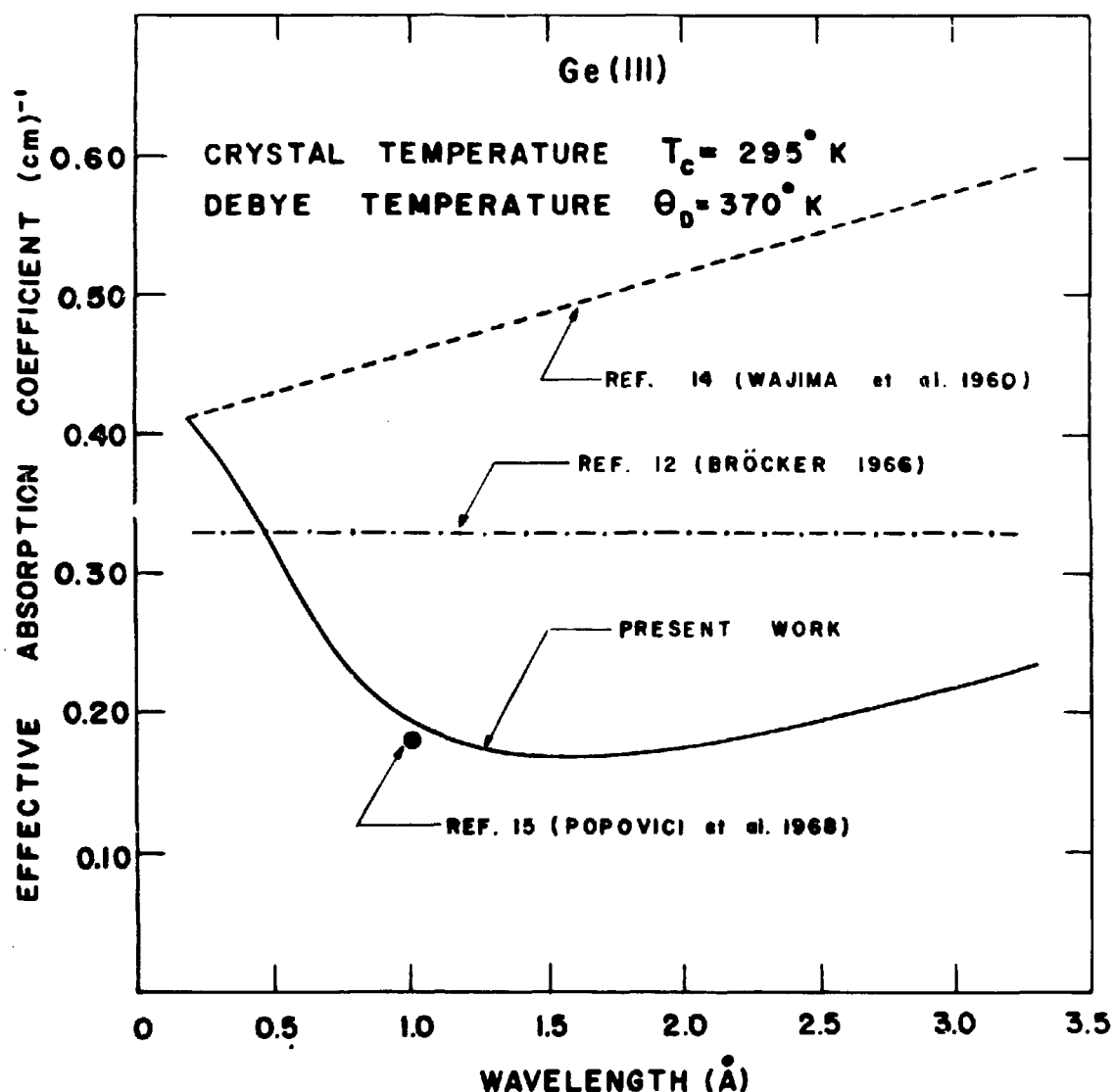


FIGURE 2.— Effective absorption coefficient of Germanium single crystal in Placzek incoherent approximation.

effective absorption coefficient for a Ge single crystal is showed over the wavelength range 0.1 to 3.5  $\text{\AA}$  (8.2 to 0.001 eV). For this calculation, the following values were used:  $T = 295^\circ \text{K}$ ,  $m = 12.049 \times 10^{-23}$  g and  $4.44 \times 10^{22}$  atoms/cm<sup>3</sup>. The values of the nuclear cross section are tabulated<sup>(13)</sup> and a program to perform calculation of the function  $\Lambda(Z)$  was written for the IEA (IBM-1620) computer.

Calculations that involve the effective absorption coef

ficient of the Ge crystal were previously made by other investigators<sup>(12,14)</sup>. However, the total microscopic cross section of the element instead of the crystal was used. Wajima et al.<sup>(14)</sup> used  $\mu = N (\sigma_a + \sigma_s)$  and Brückner used a constant value  $\mu = 0.33 \text{ cm}^{-1}$ . In fact, only Popovici<sup>(15)</sup> in 1968 calculated the Ge crystal effective absorption coefficient, but only for the wavelength  $\lambda = 1.0 \text{ \AA}$  and his obtained value  $\mu = 0.18 \text{ cm}^{-1}$  agrees with the present work result in this same wavelength.

### III - CONCLUSIONS

With the measurements and calculations carried out in this work, the neutron energy dependence of the effective absorption coefficient for the Ge single crystal has been obtained. This result can be used in a calculation of the (111) planes reflectivity of this Ge crystal monochromator, as a function of the neutron energy.

The chosen Debye temperature value  $\Theta = 370^\circ\text{K}$  can be useful in any calculation that involves neutrons and a Ge single crystal, in the energy range studied.

### IV - ACKNOWLEDGEMENTS

The author wishes to express his sincere thanks to Dr. L. A. Vinhas and Dr. C. Rodrigues for many helpful suggestions. He is also indebted to Prof. Dr. J. Goldemberg, Dr. L.Q. do Amaral and Dr. S. B. Herdade for the interest and encouragement shown in this work, to Odette Guedes for discussions about Computer programs and to Halina Bilokon and R. Stasiulevicius who assisted in the measurements with the crystal spectrometer.

### RESUMO

A secção de choque total para nêutrons de um monocristal de Germânio foi medida, usando o espectrômetro de cristal do IEA, para nêutrons com energias entre 1.0 e 0.01 eV, com o feixe incidindo perpendicularmente aos planos (111).

O comportamento em energia do coeficiente de absorção efetivo do cristal de Ge(111) foi obtido através de uma comparação entre as curvas calculadas da seção de choque total e os resultados experimentais.

O valor  $\Theta = 370^\circ\text{K}$  para a temperatura de Debye do Ge foi escolhido entre os vários valores existentes para o Ge.

#### RÉSUMÉ

En employant le spectromètre à cristal de l'IEA, la section efficace totale d'un mono-cristal de Germanium a été mesurée pour les neutrons d'énergies entre 1.0 et 0.01 eV, avec le faisceau incident qui arrive sur les plans (111) perpendiculairement.

Le comportement, en fonction de l'énergie du coefficient d'absorption effectif du Ge(111), a été obtenu après une comparaison des courbes calculées de section efficace totale et les résultats expérimentaux.

La valeur  $\Theta = 370^\circ\text{K}$  pour la température de Debye a été choisie d'entre les différentes valeurs qui existent pour le Ge.

#### V - REFERENCES

- (1) - Bacon, G.E. Neutron Diffraction, 2nd edition, Oxford University Press (1962).
- (2) - Jones, Ian R., Lawrence Radiation Laboratory (Livermore) Rept. UCRL-7611, December (1963).
- (3) - Marshall, W. and Stuart, R.N., Lawrence Radiation Laboratory (Livermore) Rept., UCRL-5568, April (1969).
- (4) - Vinhas, L.A., Ph.D. thesis, Universidade Estadual de Campinas, Brasil 1970.
- (5) - Leser, J., M.S. thesis, Instituto Tecnológico de Aeronáutica, Brasil 1968.
- (6) - Placzek, G., Mijboer, B.R.A., and Van Hove, L., Phys. Rev. 82, 392 (1951).
- (7) - Placzek, G., Phys. Rev. 93, 895 (1954)..
- (8) - Cassels, J.M., Progress in Nuclear Physics, edited by O.R. Frisch (Butterworth-Springer, London 1950), Vol. 1, p.185.
- (9) - Fulfaro, R., Mattos, M.C. and Stasiulevicius, R., Rept. IEA 124.

- (10) - Fulfaro, R. and Stasiulevicius, R., Rept. IEA 150.
- (11) - Holm, M.W., Phillips Petroleum Cie., IDO 16399 (1957).
- (12) - Bröcker, B., Atomkernenergie 11, 381 (1966).
- (13) - Ringo, G.R., Handbuch der Physik, Vol. XXXII, 552 (1957).
- (14) - Wajima, J.T., Rustad, B.M. and Melkonian, E., Jour, Phys. Soc. Japan 15, 630 (1960).
- (15) - Popovici, M., Gheorghiu, Z. and Gelberg, D., Institute for Atomic Physics, Bucharest, Romania, FN-34 (1968).

